


BRUSHED GOLD THERMOSTATIC LED PHONE CONTROLLED MUSICAL RECESSED CEILING MOUNT RAINFALL WATERFALL MIST SHOWER SYSTEM WITH JETTED BODY SPRAYS AND HAND SHOWER SPECIFICATIONS

Shower Head



Shower Head 3 Functions: Waterfall, Rainfall & Mist

Shower head size: 20 x 20 inch

Each function run all together and separately

Music and LED light work by electronic

All Metal Material: Solid Brass; Stainless Steel (top showerhead, hose)

Shower Head Mounting: Flush on ceiling

Hand Spray Hose: 59 inch

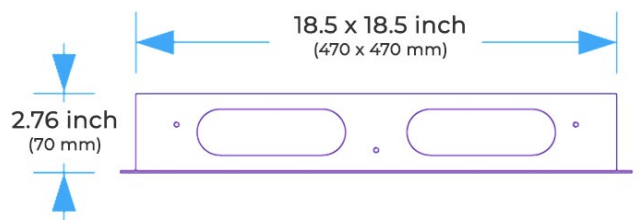
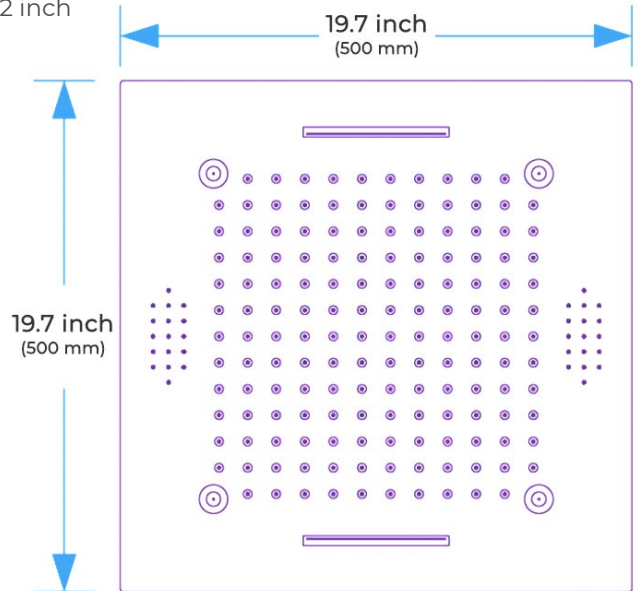
Water flow: 2.5 GPM ~ 5.5 GPM

Water pressure: 0.3 MPA ~ 1 MPA

Water pipe lines: 3/4 inch water pipes for the hot and cold water mixer inlet, the others are 1/2 inch



Color software App : LED Home



Product shown is only for installation display purpose


304 Stainless Steel

Speaker×2 『500×500mm』

Mist×4

Waterfall×2

Rainfall

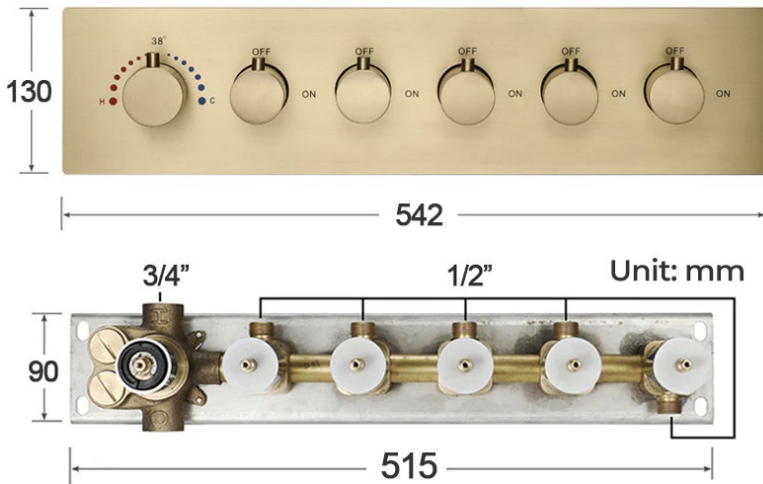


Water Pressure: 0.3-0.5MPA
Shower Flow Rate: 9-25L/min



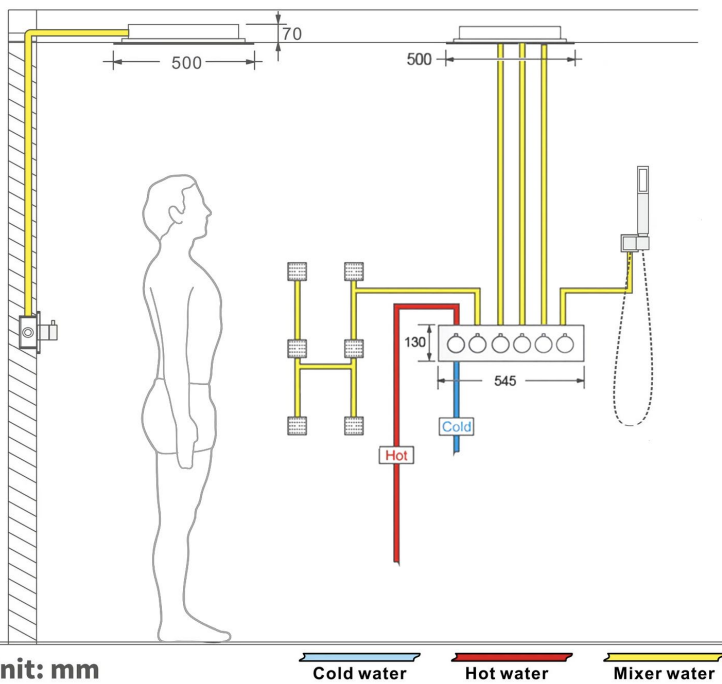
All dimensions and specifications are nominal and may vary. Use actual products for accuracy in critical situations.

Shower Mixer

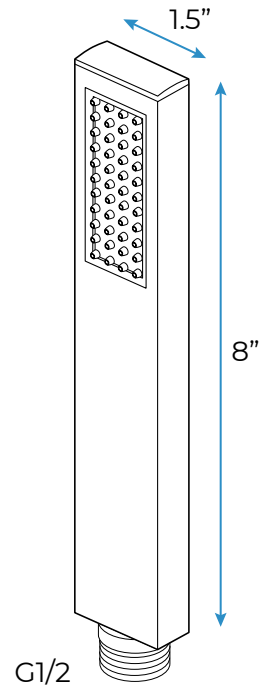


Product shown is only for installation display purpose

Shower Mixer Connections

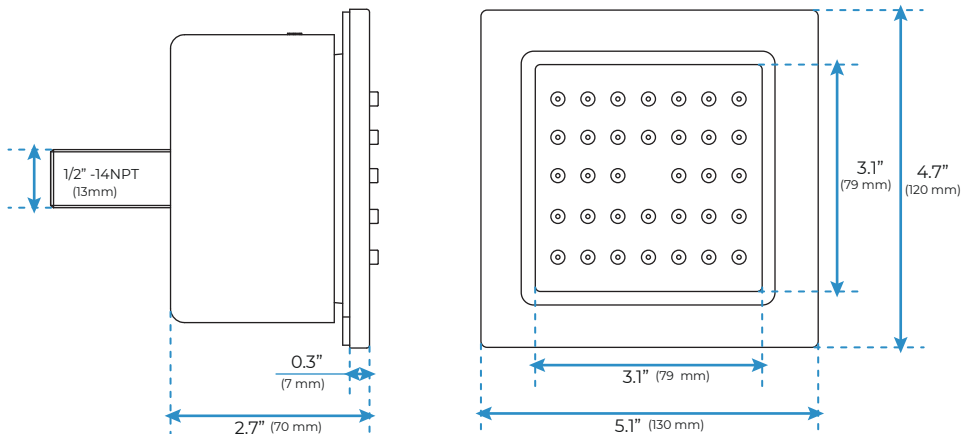


Hand Shower



Flow Rate: 2.0 GPM / 7.6 LPM

Body Jet



FEATURES

- Material: Brass
- Base Plate Height: 5-1/8"
- Base Plate Width: 5-1/8"
- Jet Surface Area: 3-1/8"
- Surface Depth: 1/4"
- Adjustment Angle: 5°
- Male NPT Connection: 1/2"
- Maximum Flow Rate: 2.5 GPM (9.5L/min) max @ 80 psi